



Calculate consumption



ROMPOX® - ECOFINE

The strong, sustainable pavement jointing mortar


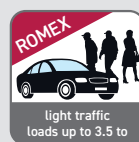


The 1K pavement jointing mortar on 2K niveau

ROMPOX® - ECOFINE is a ready-mixed, elutriant-compatible 1-component pavement jointing mortar. The mortar hardens/cures after reacting with air-oxygen and is therefore vacuum-packed. Thanks to its simple application, this highly water-permeable jointing mortar is ideal for professionals and do-it-yourselfers and keeps the joints unsealed. ROMPOX® - ECOFINE is used around the house on terraces, sidewalks and driveways with light, occasional car traffic (with non-settling, water-permeable bedding). The pavement jointing mortar is also particularly suitable for ceramic tile coverings with high optical requirements, thanks to the fine joint pattern.

Properties

- joint width from 3 mm | 1/8"
- joint depths from 30 mm | 1 1/4"
- for 2 cm thick ceramic slabs
- usable around pools, as chlorine and salt water resistant
- for closely laid paving stones and slabs
- frost and de-icing salt resistant
- ready mixed, vacuum packed
- can be elutriated without loss of quality
- highly water permeable
- suitable for almost all coated and sensitive types of stone
- almost resin film free
- can be applied during a drizzle
- no need to cover the area during drizzle



ROMPOX® - ECOFINE

The strong, sustainable pavement jointing mortar

APPLICATION

Construction site requirements: The subsurface should be built according to the expected traffic loads. The regulations and leaflets for the production of paved stone surfaces should be observed. Subsequent loads must not cause any subsidence of the surface or loose stones. Ideally ROMEX® Trass bed products should be used to get the ROMEX® SYSTEM GUARANTEE (RSG). The use of ROMEX® application tools is recommended for optimal application. Do not use in "permanently wet areas" (e.g. swimming pools, fountains, ponds, drainage channels, etc.). Only use with water permeable superstructure (bed and base course), or use a slope of at least 2%.

Preparation: Clean out joints to a depth of at least 30 mm | 1 1/4" (with traffic loads: 2/3 of stone height, minimum joint width 3 mm | 1/8"). For tile thicknesses less than 30 mm (e.g. 2 cm thick ceramic tiles), the tiles must be laid using a bonded, water-permeable construction method and the entire joint must be completely filled with ROMPOX® - ECOFINE. The surface to be jointed must be cleaned of all dirt, adjacent surfaces that are not to be jointed are masked off.

Pre-wetting: Intensely pre-wet surface. Porous surfaces as well as higher surface temperatures, require more intense pre-wetting. Standing water in the fresh joint should be avoided.

Application: Open the lid of the bucket, remove vacuum bag, cut and immediately pour the pavement jointing mortar in sections over pre-wet surface. Then work the pavement jointing mortar using a gentle spray of water and squeegee intensively into the joints to ensure that the joints are completely filled. In contrast to our other products, ROMPOX® - ECOFINE must be continuously elutriated with plenty of water. No further compacting is necessary. Mortar residue is washed off the surface with a fine jet of water without washing out the joints.

Final cleaning: Finally, gently sweep off the stone surface using a damp coconut broom, until free of all mortar residue. Brush diagonally to the joint. Chamfered edges on slabs and clinker surfaces must be exposed, as sufficient adhesion in this area cannot be guaranteed. Material swept away is no longer used. Residual adhesions on the stone surface can still be swept off after 24 hours using a rough road broom.

Subsequent treatment: No rain protection is necessary in the case of drizzle. In continuous or heavy rain, the freshly jointed surface should be protected against rain for approx. 24 hours. The rain protection (construction sheeting / tarpaulin) can be laid directly onto the surface. Initially, a very thin synthetic resin film can remain on the stone surface, which intensifies the color of the stone and protects it from soiling. However, this film disappears when the surface is exposed to weathering and as a result of abrasion over time.


Important information: ROMPOX® - ECOFINE has a characteristic, harmless odour of natural oils. This disappears over time after completed hardening/curing. We therefore recommend using the product only in well-ventilated outdoor areas. If in doubt, we recommend creating a sample area. Tools can be cleaned with water immediately after jointing. Whilst working, it is recommended using non permeable, protective gloves, tightly closing safety goggles and protective clothing. Water retentive moss, leaves and weeds should be regularly removed from the jointed surface. Due to type of raw material, the joint easily sands off. All filler materials are natural products with which natural colour variations can occur.

TECHNICAL DATA

Testing all colours and determination of average values:		
System	Solvent free copolymer resin based on renewable resources	
Compressive strength	15,1 N/mm ² 2 190 psi Building site value	DIN 18555 part 3
Bending tensile strength	7,2 N/mm ² 1 044 psi Building site value	DIN 18555 part 3
Hard mortar raw density	1,56 kg/dm ³ 0.90 oz/in ³	DIN 18555 part 3
Application time at 20 °C 68 °F	approx. 25 minutes	ROMEX®-norm 04
Application temperature	5 °C up to max. 30 °C 41 °F up to max. 86 °F At lower temperatures slow hardening, At high temperatures quick hardening	
Re-opening of surface at 20 °C 68 °F	after 24 hours can be walked on, after 6 days fully load bearing	
Water permeability	3,95 × 10 ⁻⁴ m/s ≙ approx. 1.7 l/min/m ² for a joint fraction of 10 % 55.9 iph ≙ approx. 0.095 gal/min/sqft for a joint fraction of 10 %	
Storage life	min. 12 months	
Storage	Protect container against direct sunlight, do not stack pallets frost-resistant	

Consumption table in kg/m ² lb/sq ft - Basis for calculation: joint depth Ø 30 mm 1 1/4"						
Joint width	stone size	80 × 40 cm 31 1/2" × 15 3/4"	60 × 60 cm 23 1/2" × 23 1/2"	32 × 24 cm 12 1/2" × 9 1/2"	24 × 16 cm 9 1/2" × 6 1/4"	9 × 11 cm 3 3/8" × 3 3/8"
	3 mm 1/8" (min.)	0,6 kg 1.4 lbs	0,5 kg 1.1 lbs	1,0 kg 2.1 lbs	1,5 kg 3.3 lbs	2,7 kg 6.0 lbs
5 mm 1/4"	0,9 kg 2.1 lbs	0,8 kg 1.8 lbs	1,7 kg 3.7 lbs	2,4 kg 5.3 lbs	4,4 kg 9.7 lbs	
Polygonal slabs	We recommend ROMPOX® - D1					

The "beige" colour consists of 96% natural and 2% renewable raw materials
 The colour „grey" consists of 67% natural, 2% renewable, 29% recycled raw materials
 The colour "anthracite" consists of 19% natural, 2% renewable, 77% recycled raw materials



GENERAL NOTES

Limitation of use, use category and load classes
 Indicates the load-bearing capacity of a sub-structure and superstructure manufactured according to German standards in accordance with RStO 12, ZTV-Wegebau, DIN 18318. These are terms from German standards, regulations and guidelines for road construction, civil engineering and pavement construction.

Filler materials
 All filler materials are natural products which are subject to natural colour deviations.

Water permeability coefficient
 Water permeable according to „Leaflet on surfaces that allow for seepage" (MVV), Issue 2013.

General notes
 The information printed in this brochure is based on experiential values and the current levels of knowledge in science and practice, however they are not binding and have no legal force. All previous information becomes invalid with the issue of this brochure. Images similar. Effective December 2022. We reserve the right to make changes.

Follow us:



ROMEX® GmbH
 Industriepark Kottenforst
 Mühlgrabenstraße 21
 53340 Meckenheim
 +49 (0) 2225 70954-20
 www.romex-ag.de



98% FROM NATURAL, RECYCLED OR RENEWABLE RAW MATERIALS | PRODUCED WITH OWN SOLAR POWER |
 CERTIFIED BUCKET MADE OF 97% POST-CONSUMER RECYCLED (PCR) | NO SEALING OF THE JOINTS |
 RAINWATER SEEPS AWAY (¹ Packaging waste from the recycling loop, e.g. yellow sack, deposit machines, etc.)

Further information, films and consumption calculator can be find at www.romex-ag.de